



FEATURES

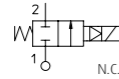
- ▶ Compact design
- ▶ Pressure up to 20 bar
- ▶ Wide elastomers range for fluid compatibility

TECHNICAL SPECIFICATION

- ▶ **Body material:** Brass UNI EN 12165 CW617N
- ▶ **Armature tube:** Stainless steel AISI series 300
- ▶ **Welded armature tube:** Stainless steel AISI series 300+Brass - UNI EN 12165 CW617N
- ▶ **Plungers:** Stainless Steel AISI 400 serie
- ▶ **Spring:** Stainless Steel AISI series 300
- ▶ **Media:** mineral oils, gasoline, diesel, air, water, steam, inert gases
- ▶ **Ambient temperature:** See coils catalogue page for its compatibility
- ▶ **Fluid temperature:** -10°C +90°C with seals NBR
-10°C +140°C with seals FKM, EPDM
- ▶ **Design pressure PS:** 16 - 20 bar
- ▶ **Protection class:** IP65 (complete with electric plug)
- ▶ **Electrical conformity:** IEC 335

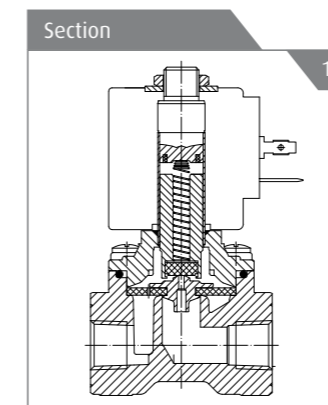
AVAILABLE ON REQUEST

- ▶ Explosion proof coil Ex nA (see Atex section)

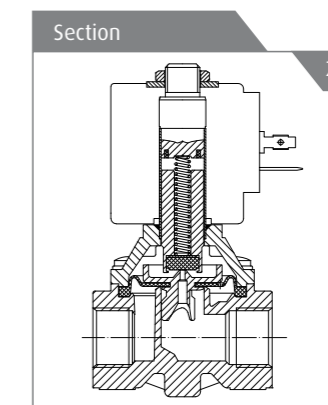


21EN	2	K0	B	105	B	D	A	08	024	A	S
Model valve	2= 1/4 (GAS o NPT)	K0= N.C.	B= NBR	105 120 180	Orefice 10 ⁻¹ mm	D EN 175301-803	B= Class F	08= 8W	024= 24V	C= DC	S= Without Approval
	3= 3/8 (GAS o NPT)		E= EPDM				V= Class H	12= 12W	112= 110V-120V	A= AC	Y= UL, CSA, VDE
	4= 1/2 (GAS o NPT)		V= FKM					14= 14W	223= 220V-240V	D= AC	
	5= 3/4 (GAS o NPT)										

PIPE	Ø (mm)	Kv (l/min)	MAX VISCOSITY cSt (°E)	PRESSURE min	PRESSURE MAX MOPD (bar)						GAS CODE	NPT CODE	DRAWING REFERENCE
					COIL TYPE								
					AC			DC					
B	U	G	B	U	G								
1/4 NPT	10,5	20	12(2)	0,1	20	20	20	10	20	20		21EN2K0B105	1
G 3/8	12	35	12(2)	0,1	20	20	20	10	20	20	21H7KV120		1
3/8 NPT	10,5	25	12(2)	0,1	20	20	20	10	20	20		21EN3K0B105	1
G 1/2	12	45	12(2)	0,1	20	20	20	10	20	20	21H8KV120		1
1/2 NPT	10,5	20	12(2)	0,1	20	20	20	10	20	20		21EN4K0B105	
G 3/4	18	50	12(2)	0,1	16	16	16	3	10	16	21H9KV180		
3/4 NPT	18	50	12(2)	0,1	16	20	20	3	9	16		21EN5KB105	



REPAIR KIT
KTGEN2K0B10



REPAIR KIT
KTGOH7KV12
KTGOH9KV18

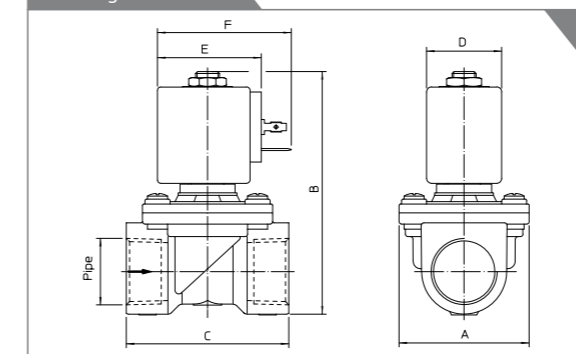
RELATED ITEMS

- ▶ P990305: Electrical plug EN 175301-803 Pg9
- ▶ P990306: Electrical plug EN 175301-803 Pg11
- ▶ P992126: Electrical plug EN 175301-803 Pg9 (with OR screw)
- ▶ P992127: Electrical plug EN 175301-803 Pg11 (with OR screw)
- ▶ P992128: Electrical plug EN 175301-803 cable 2 wires, 53cm
- ▶ R452714: Antihumidity kit (up to IP67 protection together with plugs P992126, P992127; P992128 & H coil class)
- ▶ P992087: Timer for automatic switch

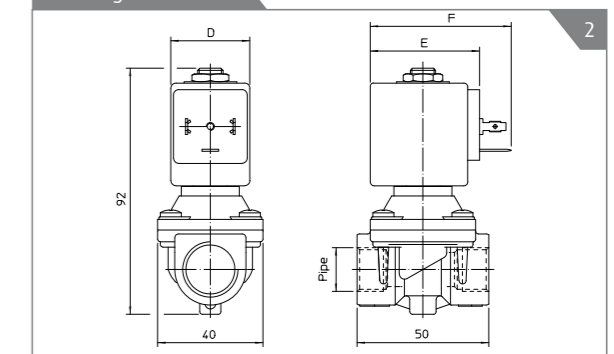
INSTALLATION

- ▶ The solenoid valves can be mounted in any position
- ▶ Other port connections available on request
- ▶ Maintenance and instruction sheet available in each solenoid valve box
- ▶ Availability of repair kit and coils as spares

Drawing Reference



Drawing Reference



Dimensionale Table

Figure	Coil Type	A mm	B mm	C mm	D mm	E mm	F mm
1-2	B				30	42	54
	U	40	90	50 72	36	48	60
	G				52	55	67

